


**Capacity Estimation**

Estimate the capacity of each object.

1)



- 3 L
- 300 mL
- 30 L

2)



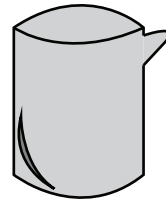
- 10 L
- 100 L
- 1 L

3)



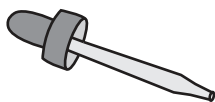
- 5 L
- 500 mL
- 50 mL

4)




- 750 mL
- 75 mL
- 7.5 L

5)



- 1 mL
- 10 mL
- 100 mL

6)



- 200 L
- 20 L
- 2 L

7)



- 7.5 mL
- 750 mL
- 75 mL

8)




- 20 L
- 200 mL
- 20 mL

**Answer Key**

Estimate the capacity of each object.

1)



- **3 L**
- 300 mL
- 30 L

2)



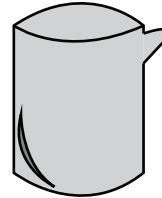
- 10 L
- 100 L
- **1 L**

3)



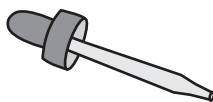
- 5 L
- **500 mL**
- 50 mL

4)




- **750 mL**
- 75 mL
- 7.5 L

5)



- **1 mL**
- 10 mL
- 100 mL

6)



- 200 L
- **20 L**
- 2 L

7)



- 7.5 mL
- 750 mL
- **75 mL**

8)



- 20 L
- **200 mL**
- 20 mL