

Level 1



Reading

Student Worksheets
Sample!





Contents

Note to the Teacher

Overview for Level 1 Reading

INTRODUCTION

- A. Reading Direction
- B. Letters of the Alphabet

USING WORD STRATEGIES

- A. Reading Words
- B. Vowels
- C. Word Families

SENTENCES

- A. Full Stops
- B. Capital Letters
- C. Sentences
- D. Proofreading
- E. Questions

SIGHT WORDS

- A. Learning the Words – LIST 1
- B. Learning the Words – LIST 2

SIGNS AND SYMBOLS

- A. Signs and Symbols
- B. Logos
- C. Symbols
- D. Reading a Picture
- E. Nonverbal Communication

EVERYDAY READING

- A. Everyday Life
- B. Out and About
- C. Work / School / Centre

READING TECHNIQUES

- A. Tracking
- B. Syllables
- C. Using Pictures as Clues
- D. Scanning for Key Words
- E. Skimming
- F. Key Words
- G. Building on What you Know
- H. Purposes of Texts
- I. Fact or Fiction
- J. Before Reading
- K. Picture It
- L. Asking Questions
- M. Summarising
- N. The Order of Texts
- O. Root Words
- P. Looking Up Words
- Q. Re-reading



Copyright © 2020, Janna T Kearney, Educoot. All Rights Reserved.



2. Which are letters?

Find the letters of the alphabet. Circle them.

€

h

3

9

2

j

e

#

B

a

?

x

&

z

m

w

4

@

G

*

\$



19. Circle the matching letters.

a	a	e	e	a	e	e	a
c	c	o	c	c	o	c	o
b	b	d	b	b	d	b	d
e	e	c	e	e	e	c	c
p	p	q	p	p	q	p	q
n	n	h	h	n	n	h	n
i	i	j	i	j	i	j	i
d	d	b	d	d	b	d	b
u	u	n	u	u	n	u	n
h	n	h	h	n	n	h	n
t	t	f	t	t	f	t	f
m	m	n	m	n	n	m	m
v	v	u	v	u	u	v	u
h	h	n	h	h	n	n	h
j	j	i	j	j	i	j	i
o	o	c	o	c	c	o	o









24. Highlight all the words that start with s.

It was a sunny day. The beach in Sligo was lovely. We swam in the sea and walked on the sand. We had sandwiches and salad for lunch. The sun was warm. It was such a super day.



25. Read the words. Circle the correct words.

		
sick sock	sad sat	bus bun
		
sit sip	slop stop	six mix

Hint: Sound out letters to help you read words you do not know.



3. Match the words and pictures.

a) bag



b) pin



c) ten



d) pot



e) jug



f) dot



g) run



h) can





3. Underline the **et** words.

- a) I have a pet.
- b) We met the boss.
- c) My shoes are wet.
- d) You will get a gift.
- e) I am not going yet.
- f) The fish are in the net.
- g) I have a set of pens.
- h) Take the dog to the vet.
- i) Please let me in.



4. Can you see **et** in these words? Circle it in each word.

meet, beet, sheet, feet, gets, diet

Make the words.

- a) g + et = _____
- b) b + et = _____
- c) j + et = _____
- d) p + et = _____
- e) l + et = _____
- f) w + et = _____





7. Find the **in** words. Circle them.

a) He will win the race.

b) You can pin up the photo.

c) Throw litter in the bin.

d) Give the dog a tin of food.

e) I can see the shark's fin.



8. Make the words.

a) w + in = _____

b) d + in = _____

c) p + in = _____

d) t + in = _____

e) p + in = _____

f) f + in = _____

g) b + in = _____

h) th + in = _____



twins



A. Full Stops



Sentences end with a full stop.

Example:

We have dinner at six.



1. Circle the full stops in the sentences. Read the sentences.

a) He has a blue car.

b) She is in the shop.

c) I have a bike.

d) He is at work.

e) I can make tea.

f) I can make pancakes.

g) We are going out.

h) They can see us.






5. Write the sentences.

- Start with capital letters.
- End with full stops.

a) look at the red car



b) you will make tea

c) she can run

d) we make a cake



Hint: Start sentences with a capital letter.



19. Where in Ireland will you find these?

Cork, Clare, Meath, Kerry, Donegal, Dublin

- a) The Cliffs of Moher _____
- b) Trinity College _____
- c) The Ring of Kerry _____
- d) The Blarney Stone _____
- e) Malin Head _____
- f) Newgrange _____

20. Answer the questions.

Which country do you live in? _____

Which county do you live in? _____

Which area do you live in? _____

21. Finish the sentence.

Ireland is _____



COUNTRIES



3. Read the words. Put the words in the correct order. Read the sentences.

a) is / She / in the bank.


b) go / the park. / to / will / I

c) Cork. / to / are going / We

d) a / new car. / They / got



4. Underline each sentence using a different colour.



Leeanne loves her garden. She has pretty flowers. She also grows vegetables. She works in her garden every day.



7. Match the questions and answers:



a) Where do you live?

Mrs Brady

b) How old are you?

Maths

c) When is your birthday?

17

d) Who is your teacher?

Samsung

e) Which is your best subject?

Ireland

f) What phone do you have?

I slept in!

g) Why are you late?

5th March



5. Follow the words as your teacher reads:

Margaret sits in her chair. It is a green chair. She drinks a cup of tea. She has blue slippers on.

Tick the correct answer.

Margaret sits in her

- bed.
- chair.

It is a _____ chair.

- green
- blue

She drinks a cup of

- water.
- tea.

She has _____ slippers on.

- green
- blue





20. Read the words.

find, funny, where

Find smaller words in each word.

For example, in the word **one**, we can find the smaller word

on. one

a) find

b) funny




c) where

21. Which word above is a question word?



10. Write yes or no.

- a) Do you like tea? _____
- b) Will you help me paint? _____
- c) Do you have a brother? _____
- d) Were you born in Ireland? _____
- e) Are you happy? _____
- f) Do you drink milk? _____
- g) Do you go walking? _____
- h) Can you make toast? _____
- i) Is it sunny today? _____
- j) Are there six students in class today? _____





22. Find these words in the sentences below. Highlight or underline them.

to, saw, he, as, you, do, out, at

- a) Come with me to the shop.
- b) He is on the bus.
- c) I am going out tonight.
- d) She is at the park.
- e) The baby is as good as gold.
- f) I can help you.
- g) Last night I saw an alien.
- h) I do have pets.



Have you seen an alien?

23. Make sentences with these words.

a) saw

b) out



4. Read the signs. Write letters below the signs.

- A. Fire extinguisher
- B. Fire alarm
- C. Fire ladder
- D. Fire hose
- E. Fire axe





5. Circle the word fire.





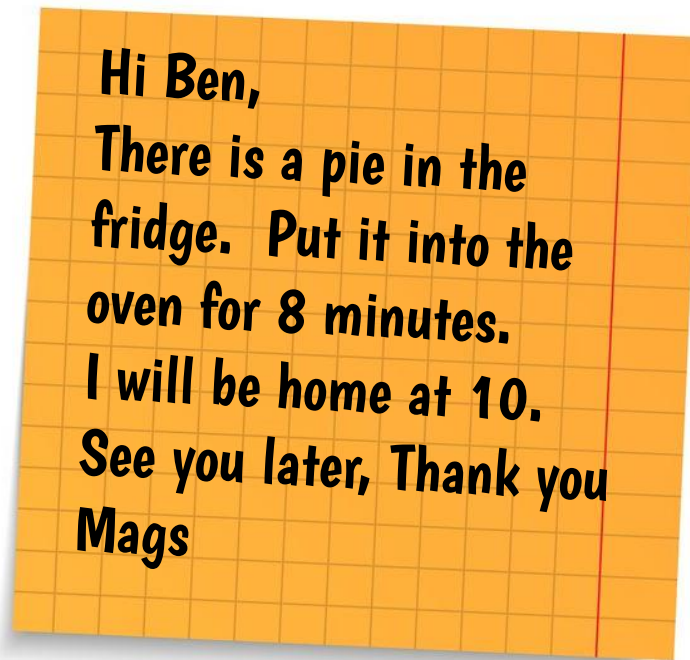
16. Label the signs I see in the town. Write the numbers.

- | | | |
|---------------|--------------|-------------------|
| 1. Staff Only | 2. Warning! | 3. Waiting Room |
| 4. Toilets | 5. First Aid | 6. Do not litter. |
| 7. Stairs | 8. Café | 9. Bus |






1. Read the note. Write T (True) or F (False):



- a) The note is from Mags. _____
- b) Mags will be home at 8. _____
- c) Ben must put the pie in the oven. _____
- d) The pie must go into the oven for 10 minutes. _____
- e) The note is for Ben. _____
- f) The pie is in the oven. _____





2. Read the medicine label:



TAKE WITH FOOD
TAKE 2 TABLETS THREE
TIMES A DAY
AVOID ALCOHOL

KEEP OUT OF REACH OF CHILDREN

10. Write yes or no:

- a) Must I take this three times a day? _____
- b) Can I take this with alcohol? _____
- c) Can children take this? _____
- d) Must I take this with food? _____
- e) Must I take three tablets each time? _____



11. Look at these tablets.
If I take 3 tablets every
day, for how many days
will they last? _____




28. Read about these people:



- a) Who likes swimming? _____
- b) Who likes rowing? _____
- c) Who likes running? _____

29. Write your own profile. Write 3 things you like. Write sentences. Read your sentences.






I. Read the text message.

Write in the correct word to make the text message proper English.

See
back
you
are
late
for
you



Hi Jack,

How _____? Will be

_____ party.

_____ at about 10.

Text _____ 😊



B. Syllables

1. Write the words in the correct columns.

going, stop, make, yellow, little, have

1-syllable words	2-syllable words

2. Read the days of the week. Write the number of syllables in each word.

- Sunday _____
- Monday _____
- Tuesday _____
- Wednesday _____
- Thursday _____
- Friday _____
- Saturday _____

Example: away

a/way

= 2 syllables

3. Write your name. _____

No. of syllables _____



F. Key Words

1. Reading headlines can help us understand the story. Read the headlines.



A



B



C

2. What might the article be about? Write the correct letter by each sentence.

a) There are five new schools being built in the city. ____

b) There is cold weather coming up. ____

c) Tourists say that Ireland is one of the best places to have a holiday. ____

3. If you were writing a newspaper headline about your class, what could you say? Write it below.

4. Look at real newspaper headlines. Guess what the stories are about.



READING CHECK LIST 3

Student: _____

Date: _____

- | | | | |
|--------------------------------|--------------------------------|--------------------------------|--------------------------------|
| <input type="checkbox"/> after | | | |
| <input type="checkbox"/> again | | | |
| <input type="checkbox"/> an | <input type="checkbox"/> give | <input type="checkbox"/> live | <input type="checkbox"/> take |
| <input type="checkbox"/> any | <input type="checkbox"/> going | <input type="checkbox"/> may | <input type="checkbox"/> thank |
| <input type="checkbox"/> as | <input type="checkbox"/> had | <input type="checkbox"/> of | <input type="checkbox"/> them |
| <input type="checkbox"/> ask | <input type="checkbox"/> has | <input type="checkbox"/> old | <input type="checkbox"/> then |
| <input type="checkbox"/> by | <input type="checkbox"/> her | <input type="checkbox"/> once | <input type="checkbox"/> think |
| <input type="checkbox"/> could | <input type="checkbox"/> him | <input type="checkbox"/> open | <input type="checkbox"/> walk |
| <input type="checkbox"/> every | <input type="checkbox"/> his | <input type="checkbox"/> over | <input type="checkbox"/> were |
| <input type="checkbox"/> fly | <input type="checkbox"/> how | <input type="checkbox"/> put | <input type="checkbox"/> whe |
| <input type="checkbox"/> from | <input type="checkbox"/> just | <input type="checkbox"/> round | |
| | <input type="checkbox"/> know | <input type="checkbox"/> some | |
| | <input type="checkbox"/> let | <input type="checkbox"/> stop | |

Total read out of 41: _____

Teacher's Signature: _____



LIST 1

No.	Sight Words	Pages	Notes
1.	a	Pages 58, 59, 60, 64, 65, 88, 99	
2.	and	Pages 60, 74, 76, 90, 91, 120	
3.	away	Pages 98, 104	
4.	big	Pages 85, 88, 91, 93, 95, 96, 98, 104	
5.	blue	Pages 27, 58, 90, 92, 104, 118	
6.	can	Pages 34, 47, 58, 59, 60, 65, 90, 93, 99, 104, 113	
7.	come	Pages 59, 98, 104, 122	
8.	down	Pages 77, 97, 105, 121	
9.	find	Pages 101, 102	
10.	for	Pages 59, 69, 91, 98, 99, 120, 121	
11.	funny	Pages 101	
12.	go	Pages 61, 74, 78, 80, 91, 98, 99, 113	
13.	help	Pages 76, 91, 113, 114, 121	
14.	here	Pages 59, 61, 64, 98, 102, 121	



15.	I	Pages 58, 59, 66, 67, 69, 71, 74, 76, 91, 121	
16.	in	Pages 47, 48, 58, 60, 71, 73, 76, 88, 90, 92, 93, 94, 110	
17.	is	Pages 58, 59, 61, 69, 73, 80, 86, 88, 91, 92	
18.	it	Pages 59, 76, 86, 91, 92, 93, 121	
19.	jump	Pages 64, 102, 105	
20.	little	Pages 95, 96, 102	
21.	look	Pages 52, 65, 95, 105	
22.	make	Pages 58, 59, 65, 98, 113	
23.	me	Pages 50, 69, 80, 90, 91, 113, 122	
24.	my	Pages 59, 69, 74, 80, 98, 114	
25.	not	Pages 43, 50, 59, 90, 114, 121	
26.	one	Pages 60, 85, 100, 114	
27.	play	Pages 98, 105, 106, 114	
28.	red	Pages 27, 33, 36, 59, 65, 95, 118	
29.	run	Pages 34, 99	



30.	said	Pages 98, 102	
31.	see	Pages 47, 53, 58, 71, 104	
32.	the	Pages 47, 58, 59, 60, 64, 69, 73, 88, 93	
33.	three	Pages 53, 100, 104	
34.	to	Pages 59, 60, 64, 69, 71, 74, 78, 83, 90, 114, 122	
35.	two	Pages 94, 100, 104, 121	
36.	up	Pages 97	
37.	we	Pages 58, 61, 65, 74, 76, 86, 91, 99, 115	
38.	where	Pages 84, 85, 105, 115, 121, 123	
39.	yellow	Pages 27, 90, 95, 101, 104, 115, 118	
40.	you	Pages 59, 61, 64, 65, 73, 76, 86, 90, 93, 113, 115, 120	



Mapping of Learning Outcomes

The learner will be able to:

(R1) Recognise some familiar words independently including some that are commonly used and personally relevant **Pages 32 to 39 (reading 3-letter words using sounds), Pages 40 to 43 (vowels – sounding out), Pages 44 to 56 (word families), Page 75 (personal words), Page 80 (personal sentences), Pages 84 to 88 (questions), Pages 90 to 124 (sight words), Pages 145 to 166 (words in everyday texts), Pages 167 to 171 (words related to texts out and about – e.g. review, menu, invitation, notice), Page 172 to 176 (words related to texts related to education / work – e.g. job advert, form, agenda, months), Page 179 (days of the week), Page 185 (email words), Page 186 (fire safety words), Page 189 (doctor appointment words)**

(R2) Interpret some common symbols and signs in familiar contexts **Pages 126 to 138 (signs and symbols), Pages 142 and 143 (nonverbal communication), Page 148 (instructions), Page 153 (infographic), Page 165 (signboard), Page 171 (notice), Page 181 (diagram), Page 182 (cooking instructions), Page 194 (recipe diagram), Page 198 (instruction icons), Page 199 (root words)**

(R3) Demonstrate awareness of text conventions, print material and the alphabet, e.g. reading from left to right, top to bottom, concept of a sentence, brand names and logos on



print materials, recognizing cues and clues, seeking the amount payable on a bill Pages 6 to 9 (reading direction), Pages 10 to 30 (letters of the alphabet), Pages 32 to 39 (reading 3-letter words using sounds), Pages 58 to 61 (full stops), Pages 62 to 75 (capital letters), Pages 76 to 82 (sentences, getting clues from the rest of the text), Page 83 (proofreading), Pages 84 to 88 (questions), Page 139 (logos), Page 140 (symbols), Page 141 (reading a picture), Page 145 (envelope), Page 148 (instructions), Page 150 (medicine label), Page 151 (food label), Page 159 (getting clues from the picture), Page 161 (graph), Page 169 (ticket), Page 172 (job advert), Page 181 (using pictures as clues), Page 184 (scanning for prices)

(R4) Make sense of simple personally relevant sentences containing familiar words Page 69 (sentences about self), Page 80 (personal sentences), Page 99 (2 personal sentences), Page 156 (personal sentence), Page 163 (personal profile – sentences)

(R5) Use word identification strategies, e.g. context of words, sight sounds, word endings Pages 10 to 30 (letters of the alphabet), Pages 32 to 39 (reading 3-letter words using sounds), Pages 40 to 43 (vowels – sounding out), Pages 44 to 56 (word families), Pages 76 to 82 (sentences – getting clues from the rest of the text), Pages 90 to 124 (sight words), Pages 145 to 166 (words in everyday texts – use context, clues, etc. to read words),



Page 178 (tracking), Pages 179 and 180 (syllables), Page 182 (cooking instructions – context of words), Pages 183 and 184 (scanning for key words), Pages 185 and 186 (skimming), Pages 187 to 189 (key words), Page 190 (building on what you know), Pages 191 to (purposes of texts), Page 193 (fact or fiction), Page 194 (before reading), Page 195 (visualisation), Page 198 (order of texts), Page 200 (looking up words), Page 201 (re-reading)

(R6) Identify the nature of familiar documents, e.g. bills, junk mail, instructions Page 71 (map – counties in Ireland), Pages 145 to 166 (everyday texts, e.g. envelope, note, greetings, instructions, timetable, medicine label, food label, text messages, infographic, list, advert, graph, chat), Pages 167 to 171 (texts out and about – e.g. review, menu, invitation, notice), Page 172 to 176 (texts related to education / work – e.g. job advert, form, agenda, months), Page 181 (diagram), Page 182 (cooking instructions), Page 187 (headlines), Page 189 (appointment card), Page 196 (food labels), Page 201 (poem)