

Level 2

Listening & Speaking ACTIVITIES



Listening 1

This is what students said about their art course:

- a) My name is LEEANNE and I enjoyed the course, but because it was in the evening, I often found it difficult to feed the kids and put them to bed before going to the course.
- b) My name is BEN. I did not have a good time on this course, because I only like to do art in pencil, and part of the course was using different paints, including oil paints and watercolours. I need to find out more about the course next time.
- c) My name is CARA. I loved the art course, and I have already signed up for another one. I found the drawing and painting so relaxing and I also met great people.
- d) My name is STEPHEN. I liked the course, but it was too short. I learned a lot but I feel I needed more practice with each type of drawing or painting. I felt like I was just getting better at something, and then we would try something new.
- e) My name is FIONA. I am not good at art, so I was a little nervous to do the course. But, it was great fun. I am much more confident now about my artistic skills. You don't have to be able to draw well in order to create good art! I'm happy I did it!



Listening 2

To make a loaf of bread:

1. Mix all the ingredients to make a soft dough.
2. Turn the dough out onto a floured surface and knead for 5 mins
3. Put the dough in an oiled tin, and place in a large plastic food bag and leave to rise for 1 hour.
4. Bake for 30–35 mins until the loaf is risen and golden.



Listening 3

a) In the classroom

Today, we are going to start with Maths, which we will do for an hour. We will take a 10-minute break then, and then we will be doing some Internet practice on the computer.

b) With family

Uncle Joe's party is on Friday night, starting at 7 p.m. Everyone in the family is invited to the pub The White Horse, for dinner and drinks.

c) At work

Please can you file all the reports, answer the emails and set up the meeting room for a meeting at 2 p.m.



d) Social situations

We can go for a long walk in the park on Saturday afternoon. I'll meet you there at 4 p.m.

e) On the telephone

We are open Monday to Friday from 9 a.m. to 5 p.m. We are closed every day between 1 p.m. and 2 p.m. for lunch.

f) Weather forecast

And now the weather It will be mostly dry with good sunshine through the day and highest temperatures of 15 or 16 degrees. Light breezes.

g) At the bus/ train station

The train to Hueston will depart at 11.30 a.m. from Platform 2.

h) Sports results

Hamilton leads Sebastian Vettel by three points. Hamilton was untouchable at Monza. He took pole position with a magnificent lap in heavy rain on Saturday and in doing so secured the record of pole positions from Michael Schumacher, with his 69th.

i) Directions/ instructions

Take the N4 straight from the city. Follow the signs for The Dino Village. When you reach the Dino Village, turn



right at the traffic lights. Drive about 2 km, and The Dino Park is on the left-hand side.

j) Announcement

The show will begin in 10 minutes sharp. Please take your seats now.



Listening 4



Airport announcement:

Good afternoon passengers. This is the pre-boarding announcement for flight FR6672 to London. We are now inviting those passengers with small children, and any passengers requiring special assistance, to start boarding at this time. Please have your boarding pass and passports ready. Regular boarding will begin in approximately ten minutes time. Thank you.

Listening 5

Radio advertisement:



Are you still trying to get that garden into shape? Are you strapped for time and money to get your perfect garden? We should never be afraid of asking for a little help, should we? Well, I know when I called Landscape 999, they helped me out! You see, my in-laws were coming from overseas and were expecting to see

a garden paradise, a happy place where the children played and where the adults had barbecues. I needed help, and fast. Because it was an 'emergency' as they called it, they arrived almost immediately with a crew that was organised, professional and helpful. All the weeds were gone, the grass was cut and all the flowerbeds were tidied. Needless to say, calling Landscape 999 saved my garden and my skin! Call 6372299 or visit their website on www.landscape999.ie

Listening 6

Song lyrics - Play the song on YouTube, e.g.

https://www.youtube.com/watch?v=B2F_gGpgGjk

Oh Danny **boy**, the pipes, the pipes are calling
From glen to glen, and **down** the mountain side
The summer's gone, and all the flowers are dying
'Tis you, 'tis **you** must go and I must bide.

But come ye back when summer's in the meadow
Or when the valley's hushed and white **with** snow
'Tis I'll be here in sunshine or **in** shadow
Oh Danny boy, oh Danny boy, I **love** you so.

And if you come, when **all** the flowers are dying
And I am dead, as dead **I** well may be
You'll come and find the place where I am lying
And kneel and say an "Ave" there for **me**.

And I shall hear, tho' soft you tread above me
And all **my** dreams will warm and sweeter be
If you'll not fail to tell me that you love me
I'll simply **sleep** in peace until you come to me.

I'll simply sleep in peace until you come **to** me.

Listening 7


Personal interest:

There is nothing like skydiving. I love it.

There's a magic feeling when you get geared up to throw yourself out of a plane! It's a nervous excitement just before you jump....

and then the

exhilaration. You will never be the same again.



You start off with a tandem skydive, so you are attached to an experienced skydiver. The first jump will give you confidence, which only increases after each jump. It will change the way you look at life's problems. It will give you a great feeling of personal power.

Skydiving isn't just about jumping out of a plane. Skydiving is a sport that revolves around freedom, skill, community and fitness.


Skydiving is for men, women, old and young! There's only one way to find out how great it is.

C'mon out and see!

Listening 8

How to make tea

1. Boil the kettle.
2. Add the tea leaves to the teapot.
3. Add boiling water to the teapot.
4. Put the lid onto the teapot.
5. Let the tea brew for 10 minutes.
6. Pour a cup of tea!



Listening 9

Poem by Walt Whitman:

Old Ireland

Far hence amid an isle of wondrous beauty,
Crouching over a grave an ancient sorrowful mother,
Once a queen, now lean and tatter'd seated on the ground,
Her old white hair drooping dishevel'd round her shoulders,
At her feet fallen an unused royal harp,
Long silent, she too long silent, mourning her shrouded hope and
heir,
Of all the earth her heart most full of sorrow because most full of love.

Yet a word ancient mother,
You need crouch there no longer on the cold ground with fore-
head between your knees,
O you need not sit there veil'd in your old white hair so dishevel'd,
For know you the one you mourn is not in that grave,
It was an illusion, the son you love was not really dead,
The Lord is not dead, he is risen again young and strong in
another country,
Even while you wept there by your fallen harp by the grave,
What you wept for was translated, pass'd from the grave,
The winds favor'd and the sea sail'd it,
And now with rosy and new blood,
Moves to-day in a new country.

OR



One of Aesop's fables:

The Town Mouse and the Country Mouse

Now you must know that a Town Mouse once upon a time went on a visit to his cousin in the country. He was rough and ready, this cousin, but he loved his town friend and made him heartily welcome. Beans and bacon, cheese and bread, were all he had to offer, but he offered them freely. The Town Mouse rather turned up his long nose at this country fare, and said: "I cannot understand, Cousin, how you can put up with such poor food as this, but of course you cannot expect anything better in the country; come you with me and I will show you how to live. When you have been in town a week you will wonder how you could ever have stood a country life." No sooner said than done: the two mice set off for the town and arrived at the Town Mouse's residence late at night. "You will want some refreshment after our long journey," said the polite Town Mouse, and took his friend into the grand dining-room. There they found the remains of a fine feast, and soon the two mice were eating up jellies and cakes and all that was nice. Suddenly they heard growling and barking. "What is that?" said the Country Mouse. "It is only the dogs of the house," answered the other. "Only!" said the Country Mouse. "I do not like that music at my dinner." Just at that moment the door flew open, in came two huge mastiffs, and the two mice had to scamper down and run off. "Good-bye, Cousin," said the Country Mouse, "What! going so soon?" said the other. "Yes," he replied; "Better beans and bacon in peace than cakes and ale in fear."

Instructions 1

How to plant a sunflower

You will need.....

- A pot
- Soil
- Sunflower seeds
- A watering can



Follow these instructions to plant your sunflower:

- 1) First, fill the pot nearly to the top with some soil.
- 2) Using the watering can, dampen the soil with a little water.
- 3) Now place a few sunflower seeds onto the soil.
- 4) Next, cover the seeds with some more soil.
- 5) Finally, pour a little more water onto the soil. Place the pot in the sun.
- 6) Watch your plant grow!

Instructions 2

Method for making blueberry muffins

1. Preheat oven to 180 C / Gas 4.
2. Prepare a muffin tin.
3. Sieve flour, baking powder and salt together and set aside.
4. Mix butter and sugar until light and fluffy.
5. Add eggs and beat well.



6. Add milk and flour mixture.
7. Beat with a mixer until combined.
8. Stir in blueberries.
9. Add vanilla and a pinch of nutmeg.
10. Bake at 180 C / Gas 4 for 25 to 30 minutes.



Instructions 3

Cross out the bags that are being described. Which bag is left over?

1. The bag is grey with a picture of an orange butterfly.
2. The bag is stripy and multi-coloured.
3. The bag is yellow with a picture of a purple flower.
4. The bag is red with a picture of a white flower.
5. The bag is brown with a picture of a flower that has light blue petals.
6. The bag is orange with a picture of a blue flower.
7. The bag is light blue with a picture of a ladybird.
8. The bag is green with a picture of red flower.
9. The bag is black with a white flower.
10. The bag is light pink and has a red and purple design on it.
11. The bag is purple with a picture of a white butterfly.
12. The bag is blue / purple with a picture of a flower that has different coloured petals.
13. The bag is pink with a picture of a flower that has a red centre.
14. The bag is black with a picture of a green flower.
15. The bag is light blue with a blue and yellow design on it.



Instructions 4

You will need colours!

1. Colour the smaller vase orange.
2. Colour in green the smallest pillow on the bed.
3. Draw a circle on the pillow on the floor.
4. Colour in green one of the branches of the plant.
5. Colour the large bowl brown.
6. Draw a blue pen lying on the bed.
7. Draw green stripes on the lampshade.
8. On the table at the bottom of the bed, draw a plate.



Instructions 5

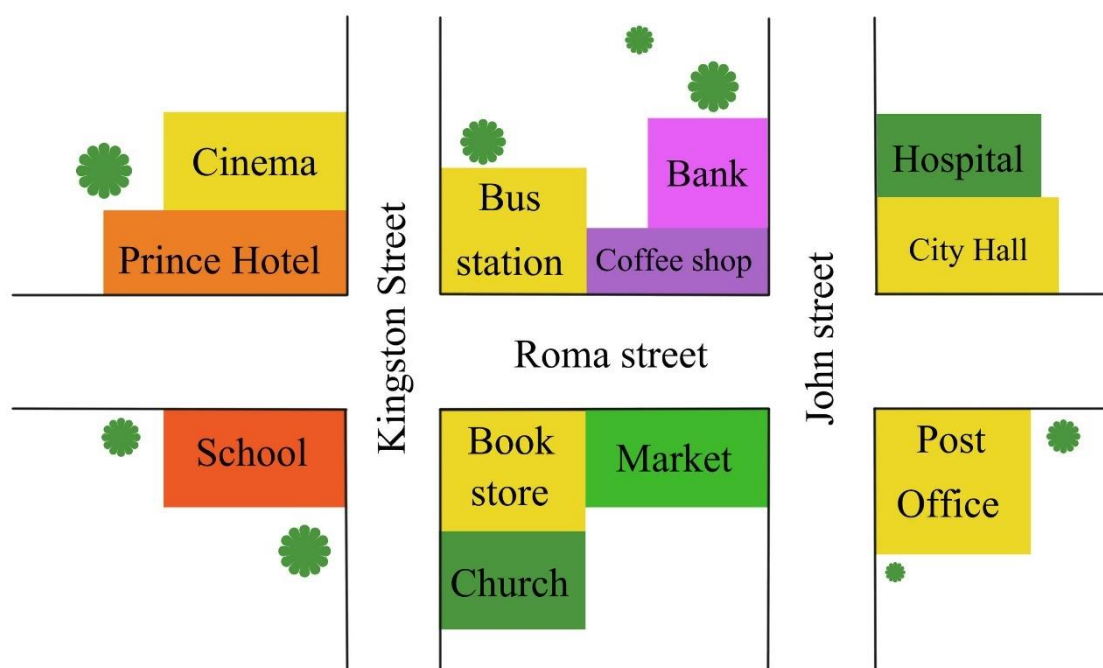
Questions

Answer the questions by choosing the correct answers:

- How old are you?
- When is tea time?
- What is your favourite meal?
- Where will we eat breakfast?

Instructions 6

- Start at the bank.
- Go down John Street, past the coffee shop.
- Turn right into Roma Street.
- Go past the coffee shop and bus station on the right-hand side.
- After the book store on the left, turn left into Kingston Street.
- It is the first building on the right-hand side.



Instructions 7

- a) Pour the beans out of the can into a saucepan.
- b) Place the sauce pan on the cooker.
- c) Heat the beans until they are warm.
- d) Add salt and pepper if you like.
- e) Place two slices of bread in the toaster.
- f) Turn on the toaster and wait for the toast to brown.
- g) Once the toast is ready pop it out of the toaster.
- h) Spread margarine over the toast.
- i) Pour the warm beans over the buttered toast.
- j) Eat and enjoy!



Instructions 8

- a) Put the plug in the plughole.
- b) Turn on both hot and cold taps.
- c) Pour some bubble bath under the hot running water.
- d) When the bath is almost full, turn off both taps.
- e) Get into the bath slowly.
- f) Wash yourself with the sponge and the soap.
- g) Step out of the bath carefully.
- h) Dry yourself with a towel.

