

16.

Planning to Travel



Subject: COMMUNITY

- A. Preparing to Travel
- B. Types of Travel
- C. Activities
- D. Packing
- E. Travel Costs
- F. Travel Documents
- G. Go on a journey!

Name:

A. Preparing to Travel

1. You are going to prepare to go away on a holiday or on an excursion. Choose a place that you studied in Assessment 1 or 2.

a) Your place of choice:

b) Country:

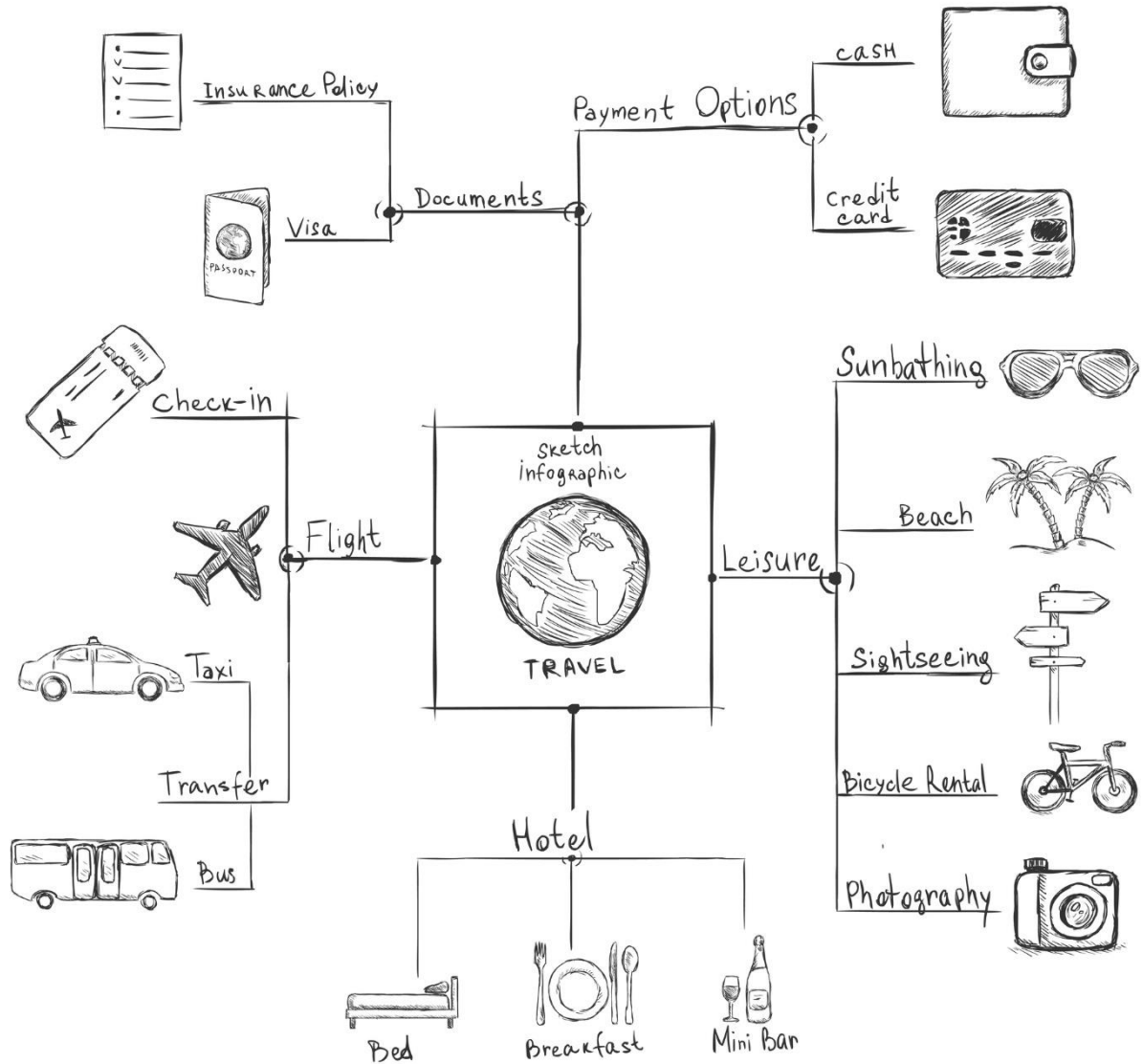
c) Name some reasons why you made this choice:



2. Create a story about all the things you need to do to prepare for your holiday. Draw rough pictures and write words. (Look over the page for clues)

1.	2.	3.
4.	5.	6.
7.	8.	9.

3. Here are some things you need to prepare when going on a trip:



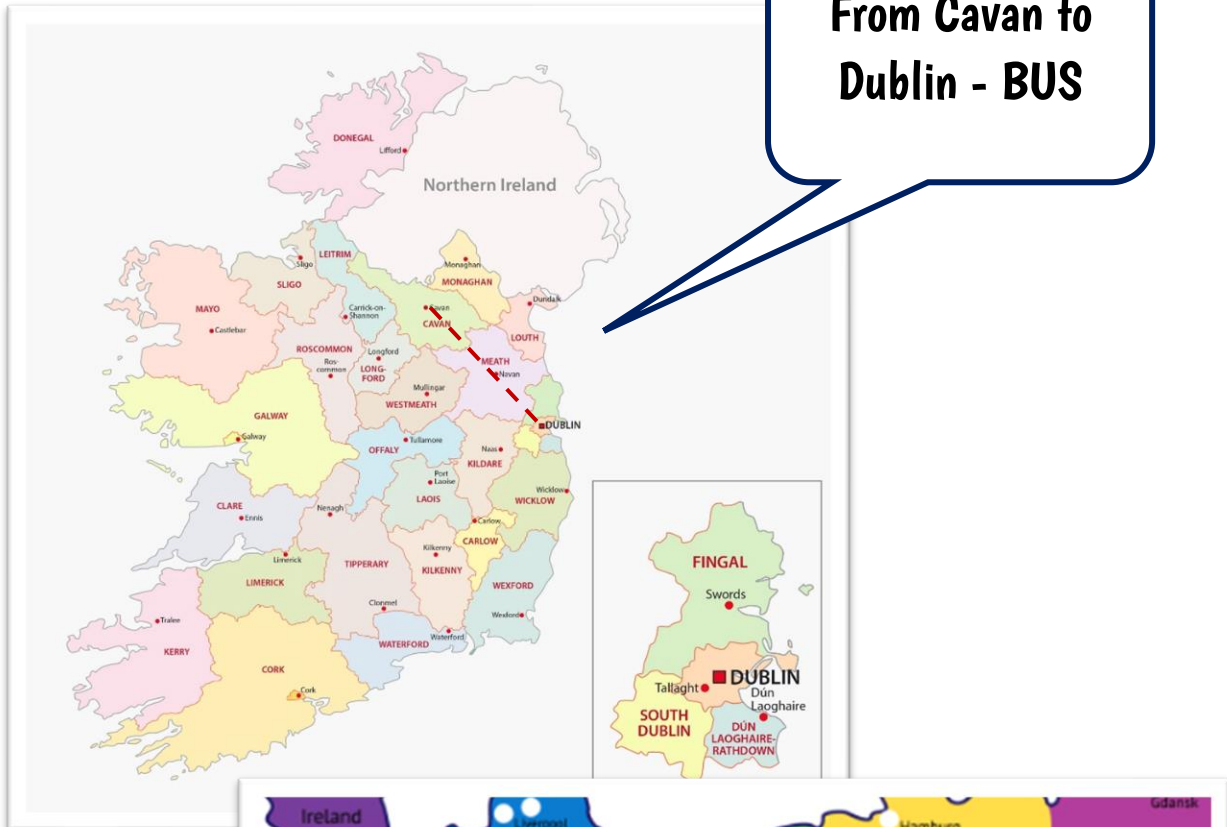
THAT VIEW IN THE BROCHURE?
IT'S PAINTED ON.



2. Use a suitable map to map out the route from your home to your destination. If you can, include the map and the route with your Portfolio.

Example:

From my house to the airport:




3. Read the information:



4. Complete the sentences:

- Decide _____ you are going.
- Decide _____ you are going.
- Check if you need a _____.
- Choose the _____ trip.
- _____ your ticket.
- Receive confirmation and your _____.

1. Look at the ticket:



2. Answer the questions:

- a) Where is Adam flying from? _____
- b) What is his seat number? _____
- c) What is the flight number? _____
- d) What is the boarding time? _____
- e) What is Adam's surname? _____
- f) From which gate is the flight leaving? _____

D. Packing

1. What will the weather be like? (Think about what time of the year will be going and what season it will be)

2. What kind of clothes will you need to pack? Keep in mind the weather and how long you will be there!



3. What type of weather do you think this traveller going to? Give reasons for your answer.



4. Tick the things you need to take with you. You can also write your own list if you wish.

Travel Packing List



Clothes

- Bathing suits
- Workout wear
- Beach wear
- Day clothes
- Evening clothes
- Light jacket or sweater

Toiletries

- Shampoo and
- Hair styling products
- Moisturiser
- Toothbrush, toothpaste, and floss
- Razor and shaving cream
- Perfume, cologne, or aftershave

Important Documents

- Passport
- Driver's license
- Reservation confirmations
- Travel and event tickets
- Map of my destination
- Guidebook

Medical

- Prescription medications
- Pain relievers
- Hand sanitiser
- Sunscreen
- Lip balm
- Bandages

Accessories

- Belts
- Shoes
- Jewellery
- Beach bag
- Flip flops
- Hat

Electronics

- Tablet
- Smartphone
- Headphones
- Power bank
- Chargers for all devices
- Converter, if traveling international

Other:

*Pack a bag, take a photo of it and include with your Portfolio!



F. Travel Documents



1. When you travel to another country, you need to take your passport.

Do you have a passport?

Yes

No

You will need special travel documents or visas when you travel to some countries.

Examples:

- China
- Cuba
- Ghana
- North Korea
- Syria



2. Do you need a visa to travel to your chosen country?

Yes

No

3. Look at the stamps in this person's passport.



4. Name some countries this person has been to.

G. Go on a journey!

1. If you travelled to your chosen country, what do you think your experience would be? Describe it, using the senses.

a) What does it look like? What can you see?



b) What does it sound like? What can you hear?



c) What does it smell like?



a) What things can you touch?



b) What can you taste?



2. Take part in a real or virtual journey to the place you have chosen. *Print as many as you need,



NAME:

DATE:

PLACE:

Places I saw today:

Things I did today:



Money I spent today:

What I ate and drank today:



The day was
